

CROISSANT 592

year 2011

design *Emilio Nanni*



CROISSANT 592		
9,1	CS - m1	CP - m1
0,15 m ³	1 pz x box	



SYSTEM



RENDER 3D



CERTIFICATION

DESCRIZIONE

Struttura

massello di faggio

Finitura legno

tinto legno, laccato opaco,
tinto colorato

Top

MDF laccato opaco

Piedino

teflon autolivellanti

Optional

Legenda

Peso prodotto
CS Consumo stoffa
CP Consumo pelle
 Volume scatola

DESCRIPTION

Frame

solid beechwood

Frame finish

wood stain, matt lacquer,
coloured stain

Top

matt lacquered MDF

Glides

Teflon adjustable

Optional features

Legend

Product weight
CS Fabric consumption
CP Leather consumption
 Box volume

DESCRIPTION

Structure

hêtre massif

Finition structure

Teinté bois, laqué mat,
teinté aniline

Top

MDF laqué mat

Patins

teflon auto-nivelant

Optionnel

Légende

Poids chaise
CS Mètreage tissu
CP Mètreage cuir
 Volume colis

BESCHREIBUNG

Gestell

massive Buche

Oberflächenbehandlung

Holz-Farbtön, matte Lackierung,
farbig gebeizt

Top

MDF matte Lackierung

Gleiter


Teflon verstellbare Gleiter



Optionell

Legende

Produktgewicht
CS Stoffbedarf
CP Lederbedarf
 Kartenvolumen

CROISSANT 593	year 2011
	design <i>Emilio Nanni</i>



CROISSANT 593		
 15,6	CS - m1	CP - m1
 0,28 m ³	1 pz x box	



SYSTEM



RENDER 3D



CERTIFICATION

DESCRIZIONE

Struttura

massello di faggio

Finitura legno

tinto legno, laccato opaco,
tinto colorato

Top

MDF laccato opaco



Piedino

teflon autolivellanti

Optional

Cuscino amovibile in tessuto

Legenda

 Peso prodotto
CS Consumo stoffa
CP Consumo pelle
 Volume scatola

DESCRIPTION

Frame

solid beechwood

Frame finish

wood stain, matt lacquer,
coloured stain

Top

matt lacquered MDF



Glides

Teflon adjustable

Optional features

Detachable seat cushion (fabric cover)

Legend

 Product weight
CS Fabric consumption
CP Leather consumption
 Box volume

DESCRIPTION

Structure

hêtre massif

Finition structure

Teinté bois, laqué mat,
teinté aniline

Top

MDF laqué mat



Patins

teflon auto-nivelant

Optionnel

Coussin amovible en tissu

Légende

 Poids chaise
CS Mètreage tissu
CP Mètreage cuir
 Volume colis

BESCHREIBUNG

Gestell

massive Buche

Oberflächenbehandlung

Holz-Farbtön, matte Lackierung,
farbig gebeizt

Top

MDF matte Lackierung



Gleiter

Teflon verstellbare Gleiter

Optionell

Abziehbares Kissen (mit Stoffbezug)

Legende

 Produktgewicht
CS Stoffbedarf
CP Lederbedarf
 Kartenvolumen

CROISSANT 564

year 2011

design *Emilio Nanni*



CROISSANT 564		
8,0	CS 0,60 m ^l	CP 1,15 m ^l
0,15 m ³	1 pz x box	



SYSTEM



RENDER 3D



CERTIFICATION

DESCRIZIONE

Struttura
massello di faggio

Finitura legno
tinto legno, laccato opaco,
tinto colorato

Sedile
imbottito con rivestimento fisso

Schienale
-

Piedino
teflon autolivellanti

Optional

Legenda

Peso prodotto
CS Consumo stoffa
CP Consumo pelle
 Volume scatola

DESCRIPTION

Frame
solid beechwood

Frame finish
wood stain, matt lacquer,
coloured stain

Seat
fixed upholstery

Backrest
-

Glides
Teflon adjustable

Optional features

Legend

Product weight
CS Fabric consumption
CP Leather consumption
 Box volume

DESCRIPTION

Structure
hêtre massif

Finition structure
Teinté bois, laqué mat,
teinté aniline

Assise
rembourré avec revêtement fixe

Dossier
-

Patins
teflon auto-nivelant

Optionnel

Légende

Poids chaise
CS Mètreage tissu
CP Mètreage cuir
 Volume colis

BESCHREIBUNG

Gestell
massive Buche

Oberflächenbehandlung
Holz-Farbtön, matte Lackierung,
farbig gebeizt

Sitz
befestigte Polsterung

Rückenlehne
-

Gleiter
Teflon verstellbare Gleiter

Optionell

Legende

Produktgewicht
CS Stoffbedarf
CP Lederbedarf
 Kartonvolumen

CROISSANT 569

year 2011

design *Emilio Nanni*



CROISSANT 569		
13,2	CS 1,10 m ^l	CP 2,30 m ^l
0,28 m ³	1 pz x box	



SYSTEM



RENDER 3D



CERTIFICATION

DESCRIZIONE

Struttura
massello di faggio

Finitura legno
tinto legno, laccato opaco,
tinto colorato

Sedile
imbottito con rivestimento fisso

Schienale
-

Piedino
teflon autolivellanti

Optional

Legenda

Peso prodotto
CS Consumo stoffa
CP Consumo pelle
 Volume scatola

DESCRIPTION

Frame
solid beechwood

Frame finish
wood stain, matt lacquer,
coloured stain

Seat
fixed upholstery

Backrest
-

Glides
Teflon adjustable

Optional features

Legend

Product weight
CS Fabric consumption
CP Leather consumption
 Box volume

DESCRIPTION

Structure
hêtre massif

Finition structure
Teinté bois, laqué mat,
teinté aniline

Assise
rembourré avec revêtement fixe

Dossier
-

Patins
teflon auto-nivelant

Optionnel

Légende

Poids chaise
CS Mètreage tissu
CP Mètreage cuir
 Volume colis

BESCHREIBUNG

Gestell
massive Buche

Oberflächenbehandlung
Holz-Farbtön, matte Lackierung,
farbig gebeizt

Sitz
befestigte Polsterung

Rückenlehne
-

Gleiter
Teflon verstellbare Gleiter

Optionell

Legende

Produktgewicht
CS Stoffbedarf
CP Lederbedarf
 Kartenvolumen