


Parkway 22



The No Rock 'Parkway' table base captures an industrial rawness. Angular and architectural, the exposed componentry and minimalist design illustrates the elements – crafted, zinc-plated steel, exposed fasteners and a dichotomous simplicity. Custom colours available.

Model	Parkway
Part Number	PWST22
Material	Zinc Plated Powder Coated Steel
Base Diameter	560mm – 22"
Style	Dining height / Bar Height
Height excl. Table Top	710mm – 28" / 1080mm – 42.5"
Column	Ø75mm – 2.9"
Top Plate	Fixed
Gross Weight (GW)	7.60kg – 16.75lbs
Net Weight (NW)	6.70kg – 14.74lbs
Carton Measurement	600 x 520 x 100mm – 23.6 x 20.5 x 4"
Max Recommended Top Size	700mm – 27" Dining / 600mm – 35.5" Dining

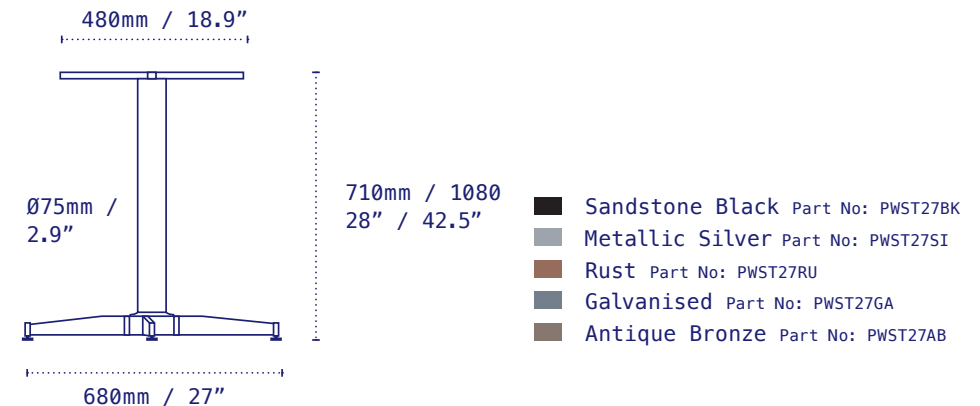


Parkway 27



The No Rock 'Parkway' table base captures an industrial rawness. Angular and architectural, the exposed componentry and minimalist design illustrates the elements – crafted, zinc-plated steel, exposed fasteners and a dichotomous simplicity. Custom colours available.

Model	Parkway
Part Number	PWST27
Material	Zinc Plated Powder Coated Steel
Base Diameter	680mm – 27"
Style	Dining height / Bar Height
Height excl. Table Top	710mm – 28" / 1080mm – 42.5"
Column	Ø75mm – 2.9"
Top Plate	Fixed
Gross Weight (GW)	8.40kg – 18.51lbs
Net Weight (NW)	7.20kg – 15.84lbs
Carton Measurement	600 x 600 x 100mm – 23.6 x 23.6 x 4"
Max Recommended Top Size	900mm – 35.5" Dining / 700mm – 27.5" Bar




Parkway 30



The No Rock 'Parkway' table base captures an industrial rawness. Angular and architectural, the exposed componentry and minimalist design illustrates the elements – crafted, zinc-plated steel, exposed fasteners and a dichotomous simplicity. Custom colours available.

Model	Parkway
Part Number	PWST30
Material	Zinc plated, powder coated steel
Base Diameter	760mm – 30"
Style	Dining height / Bar Height
Height excl. Table Top	710mm – 28" / 1080mm – 42.5"
Column	Ø75mm – 2.9"
Top Plate	Fixed
Gross Weight (GW)	8.9kg – 19.6lbs
Net Weight (NW)	7.70kg – 16.94lbs
Carton Measurement	670 x 600 x 100mm – 25.4 x 23.6 x 4"
Max Recommended Top Size	900mm 35.5" Dining / 700mm 27.5" Bar




Parkway 36

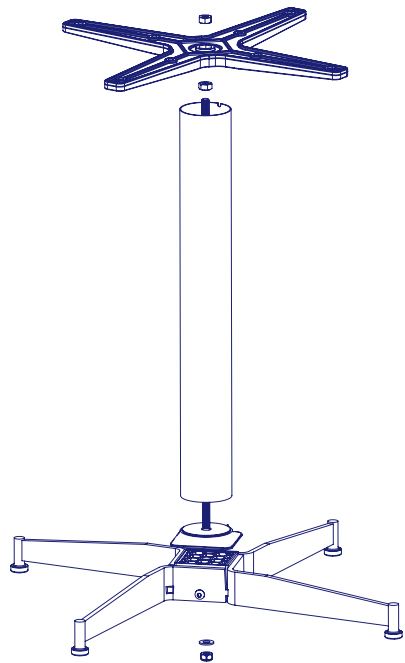


The No Rock 'Parkway' table base captures an industrial rawness. Angular and architectural, the exposed componentry and minimalist design illustrates the elements – crafted, zinc-plated steel, exposed fasteners and a dichotomous simplicity. Custom colours available.

Model	Parkway
Part Number	PWST36
Material	Zinc plated, powder coated steel
Base Diameter	915mm – 36"
Style	Dining height / Bar height
Height excl. Table Top	710mm – 28" / 1080mm – 42.5"
Column	Ø75mm – 2.9"
Top Plate	Fixed
Gross Weight (GW)	10kg – 22.05lbs
Net Weight (NW)	8.46kg – 18.62lbs
Carton Measurement	770 x 690 x 100mm – 30.3 x 26.8 x 4"
Max Recommended Top Size	1000mm 39.5" Dining / 700mm 27.5" Bar



Parkway



Hand tools not supplied.

1.

2.5cm - 1"

2.

3.

Recommended torque
= 20N.m / 15lb.ft

4.

5.



















nylock
= 20N.m / 15lb.ft

Recommended torque
= 20N.m / 15lb.ft

Maximum Table Top Sizing Recommended: Dining Height

COLLECTION	PRODUCT	SQUARE				ROUND				RECTANGLE
		30" / 760MM	34" / 860MM	40" / 1000MM	46" / 1150MM	34" / 860MM	40" / 1000MM	43" / 1100MM	50" / 1300MM	32" X 62" 800MM X 1550MM
ALUMINIUM X-BASE	AVENUE (AVAL27)									
	ESPLANADE (ESAL27)									
	TERRACE (TCAL27)									
STEEL DISC	LUNAR 21" (LNST21)									
STEEL X-BASE	PARKWAY 22" (PWST22)									
	PARKWAY 27" (PWST27)									
	PARKWAY 30" (PWST30)									
	PARKWAY 36" (PWST36)									
	TRAIL 22" (TRST22)									
	TRAIL 27" (TRST27)									
	TRAIL 30" (TRST30)									
	TRAIL 36" (TRST36)									
T-BASE	PARKWAY T-BASE (PTST22)									
	TRAIL T-BASE (TTST22)									

Maximum Table Top Sizing Recommended: Bar Height

COLLECTION	PRODUCT	SQUARE			ROUND		
		24" / 600MM	30" / 760MM	34" / 860MM	30" / 760MM	34" / 860MM	40" / 1000MM
ALUMINIUM X-BASE	AVENUE (AVAL27-B)						
	ESPLANADE (ESAL27-B)						
	TERRACE (TCAL27-B)						
STEEL DISC	LUNAR 21" (LNST21-B)						
STEEL X-BASE	PARKWAY 22" (PWST22-B)						
	PARKWAY 27" (PWST27-B)						
	PARKWAY 30" (PWST30-B)						
	TRAIL 22" (TRST22-B)						
	TRAIL 27" (TRST27-B)						
	TRAIL 30" (TRST30-B)			